


Step ① Measure for "X"
 (height of surrounding **WOOD** panel)


Step ② Pre-assemble Parts

Quick Corner #1 WHITE (P/N: QC1-WHT)
 QC Extension Plate (P/N: QCEP)



Step ③ Attach to Grate


Quick Corner Assembly
 installed on grate



"X" =
 1-1/8" (A)
 1-3/16" (B)
 1-1/4" (C)
 1-5/16" (D)

Step ② Pre-assemble Parts

Quick Corner #2 GRAY (P/N: QC2-GRY)
 QC Extension Plate (P/N: QCEP)



Step ③ Attach to Grate

Quick Corner Assembly
 installed on grate



"X" =
 1-3/8" (E)
 1-7/16" (F)
 1-1/2"
 1-9/16" (G-H call factory)

For Sales and Installation, contact:



(800) 328-2256 • www.dataclean.com

"PROUDLY MADE IN THE USA"

TITLE: SCALE: NONE

Quick Corner™ PARTS GUIDE
 WOOD FLOOR APPLICATION

INFINITY MODELS:

AIR-STREAM MAX-AIR

DATE:

1/14/13